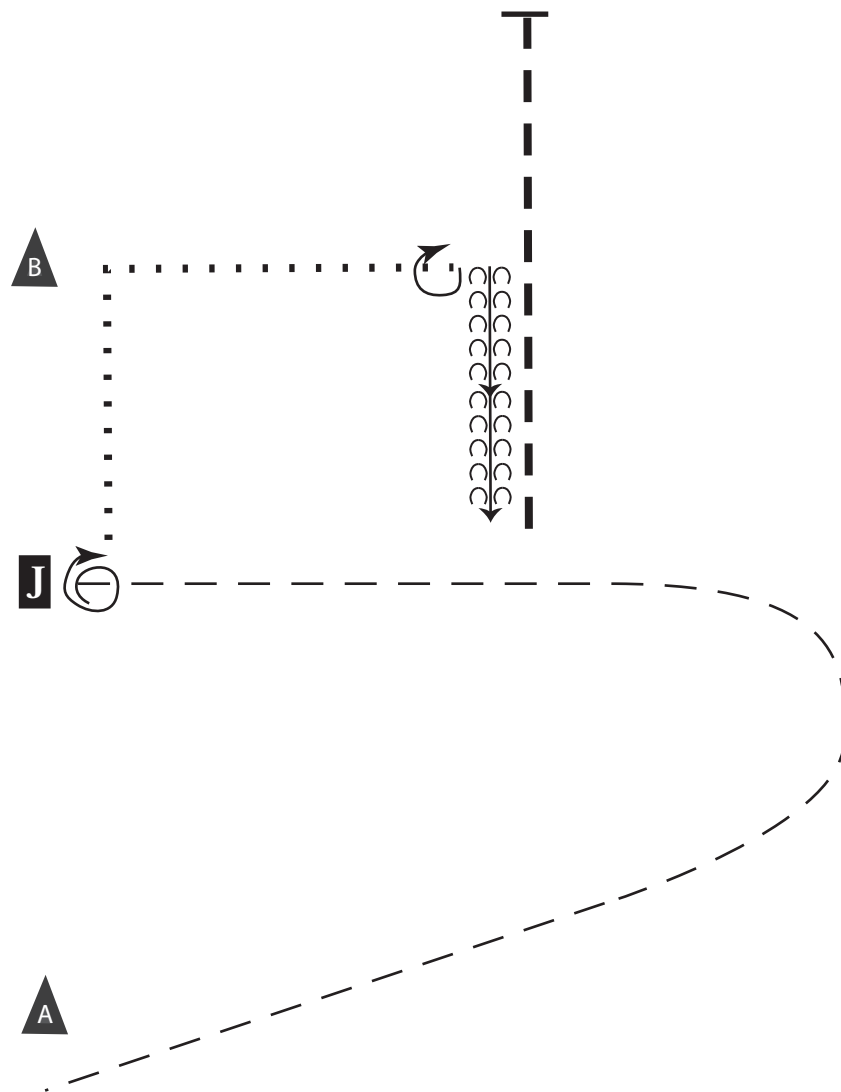
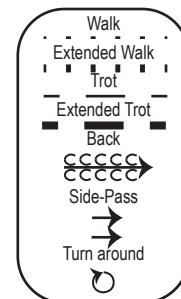


ILLINOIS STATE FAIR WESTERN HORSE SHOW JUNE 29
SHOWMANSHIP AMATEUR, AMATEUR SELECT, YOUTH 14-18



1. Start at cone A, trot to Judge (as shown)
2. Stop, set up for inspection
3. Inspection
4. 450* turn right
5. Extended walk, preform square corner (as shown)
6. Stop, 270* urn right
7. Back horse length or more
8. Extended trot, stop (as shown)

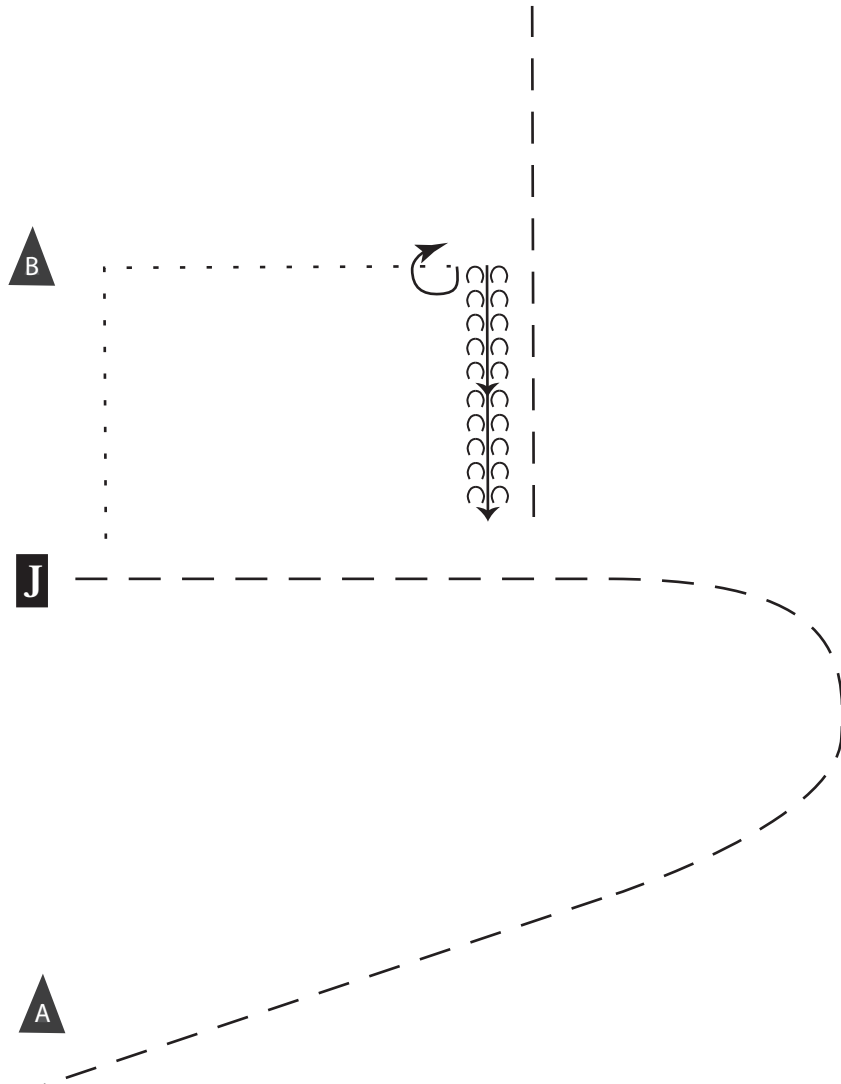
Pattern Complete



ILLINOIS STATE FAIR WESTERN HORSE SHOW JUNE 29

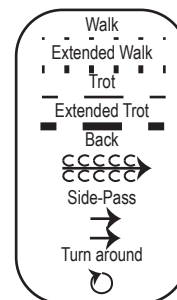
SHOWMANSHIP ALL BREED, LEVEL 1 HORSE NON PRO, LEVEL ONE

YOUTH, YOUTH 13 AND UNDER



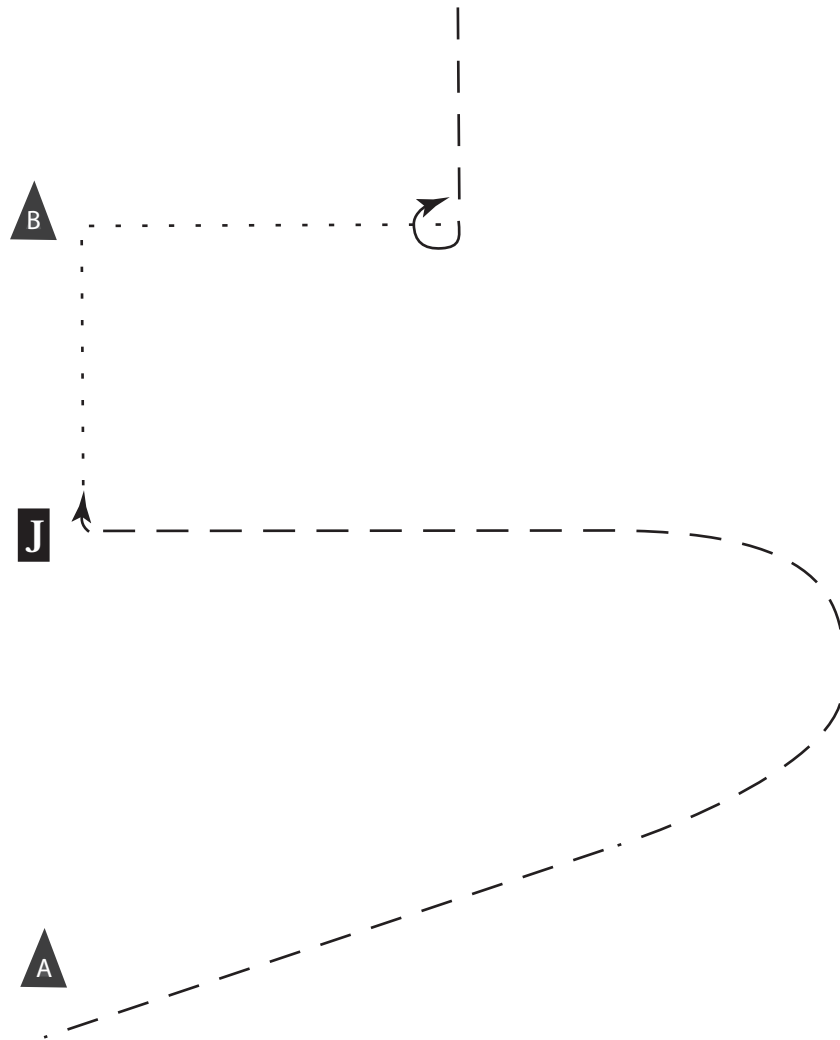
1. Start at cone A, trot to Judge (as shown)
2. Stop, set up for inspection
3. Inspection
4. 90* turn right
5. Walk, preform square corner (as shown)
6. Stop, 270* turn right
7. Back horse length or more
8. Trot away (as shown)

Pattern Complete

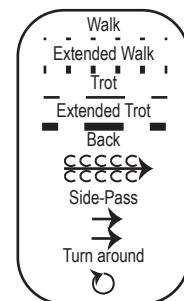


ILLINOIS STATE FAIR WESTERN HORSE SHOW SHOWMANSHIP SMALL FRY, EWD

JUNE 29



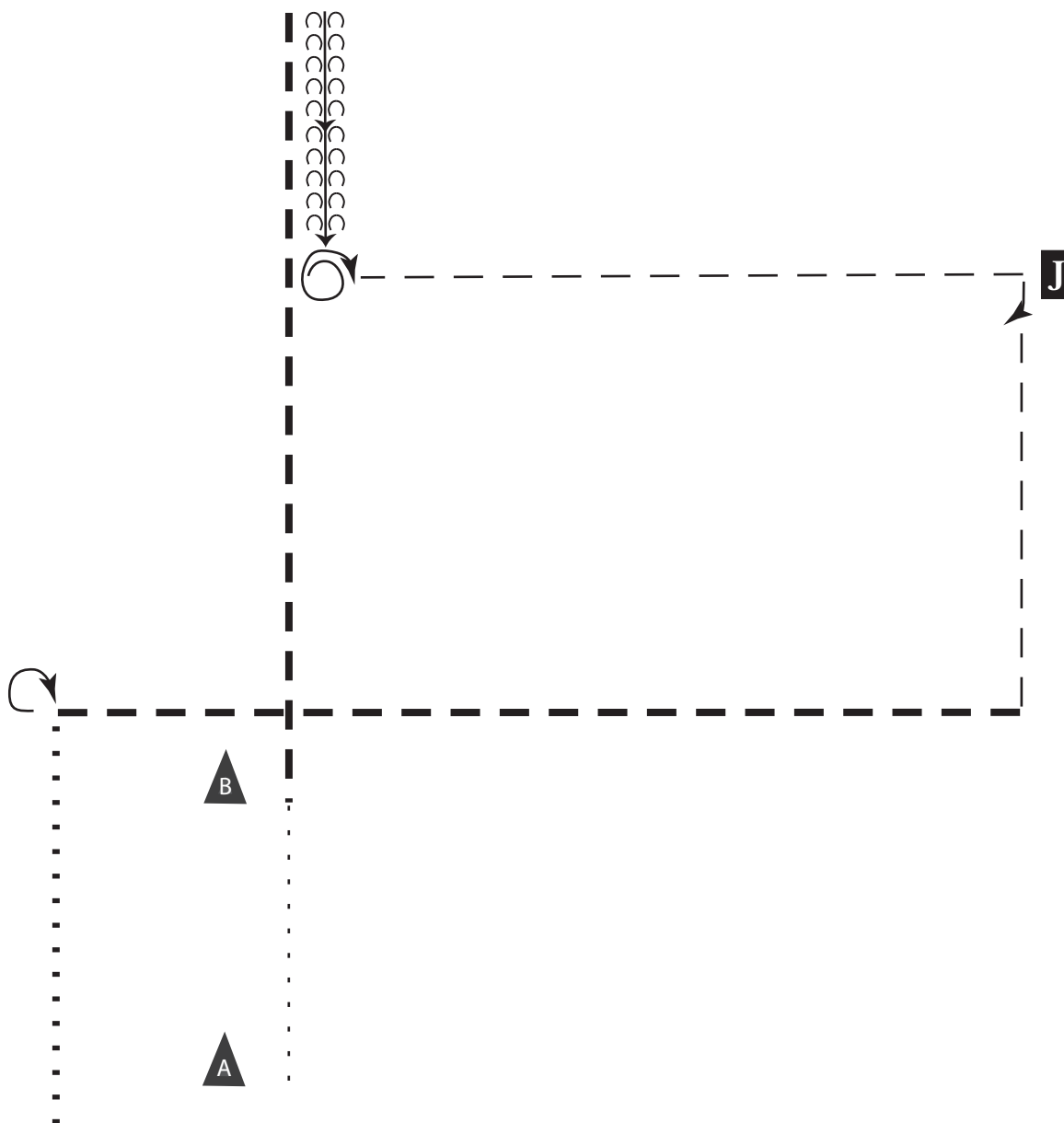
1. Start at cone A, trot to Judge (as shown)
 2. Stop, set up for inspection
 3. Inspection
 4. 90* turn right
 5. Walk, preform square corner (as shown)
 6. Stop, 270* turn right
 7. Trot away (as shown)
- Pattern Complete**



ILLINOIS STATE FAIR WESTERN HORSE SHOW JULY 1

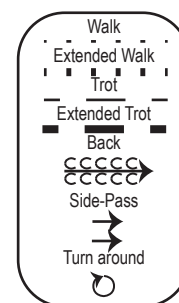
SHOWMANSHIP - AMATEUR, AMATEUR SELECT, YOUTH 14-18

07-1-2026



1. Start at cone A, walk to cone B, extended trot past Judge
2. Back till even with Judge
3. 450* turn right
4. Trot to Judge
5. Stop, set up for inspection
6. Inspection
7. 90* turn right, trot away, perform square corner (as shown)
8. Extended trot past cone B, stop (as shown)
9. 270* turn right
10. Extended walk past cone A

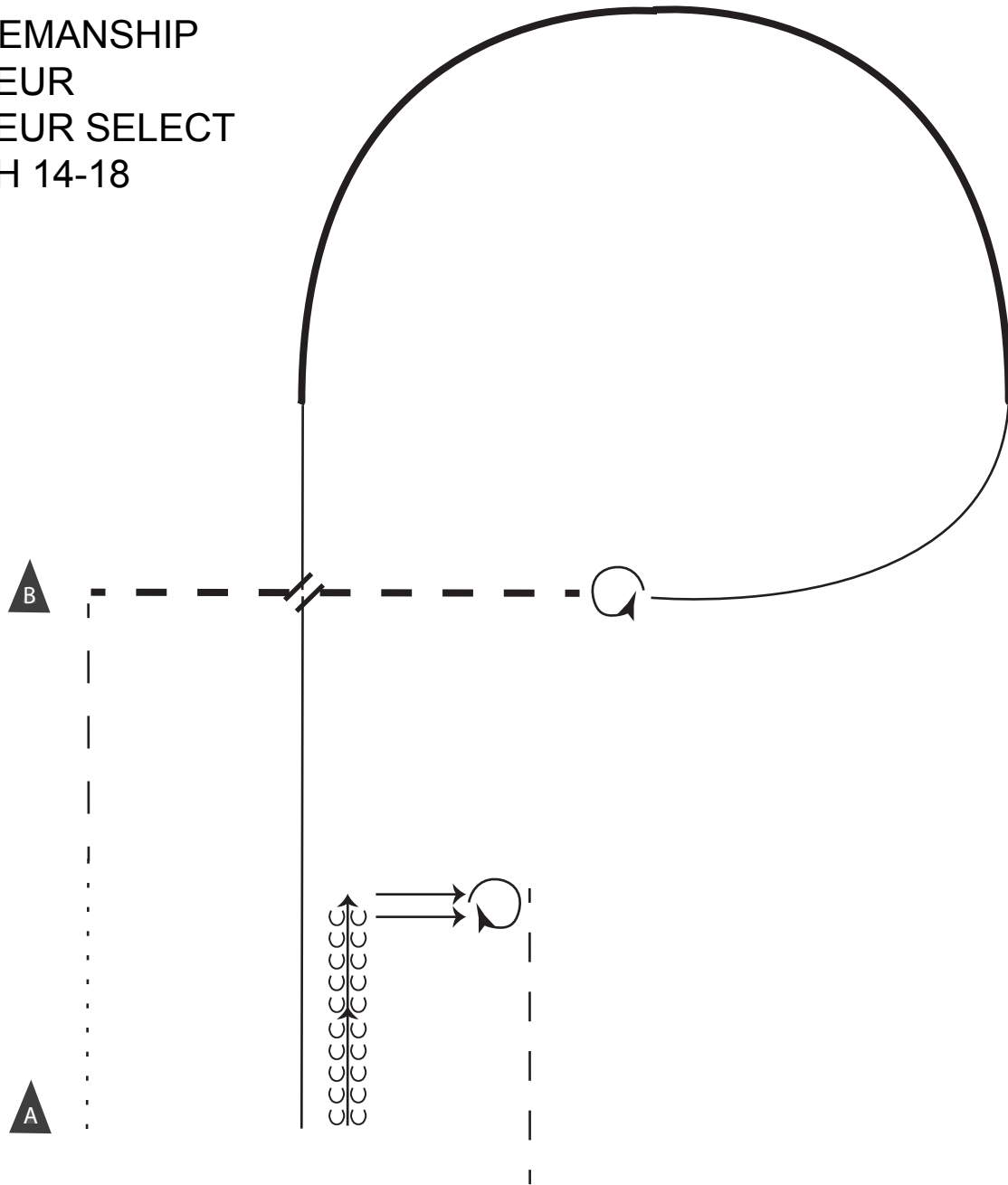
Pattern Complete



ILLINOIS STATE FAIR WESTERN HORSE SHOW

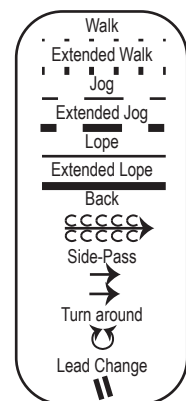
TUESDAY JUNE 30

HORSEMANSHIP
AMATEUR
AMATEUR SELECT
YOUTH 14-18



1. Start at cone A, walk half way to cone B
2. Jog to cone B, square corner, extended jog, stop (as shown)
3. 360* turn left
4. Lope left lead
5. Extended lope left lead, collect lope prior to cone B and until even with cone B
6. Change leads (either simple or flying)
7. Lope right lead until even with cone A, stop
8. Back horse length or more
9. Side pass left
10. 360* turn right, jog past cone A

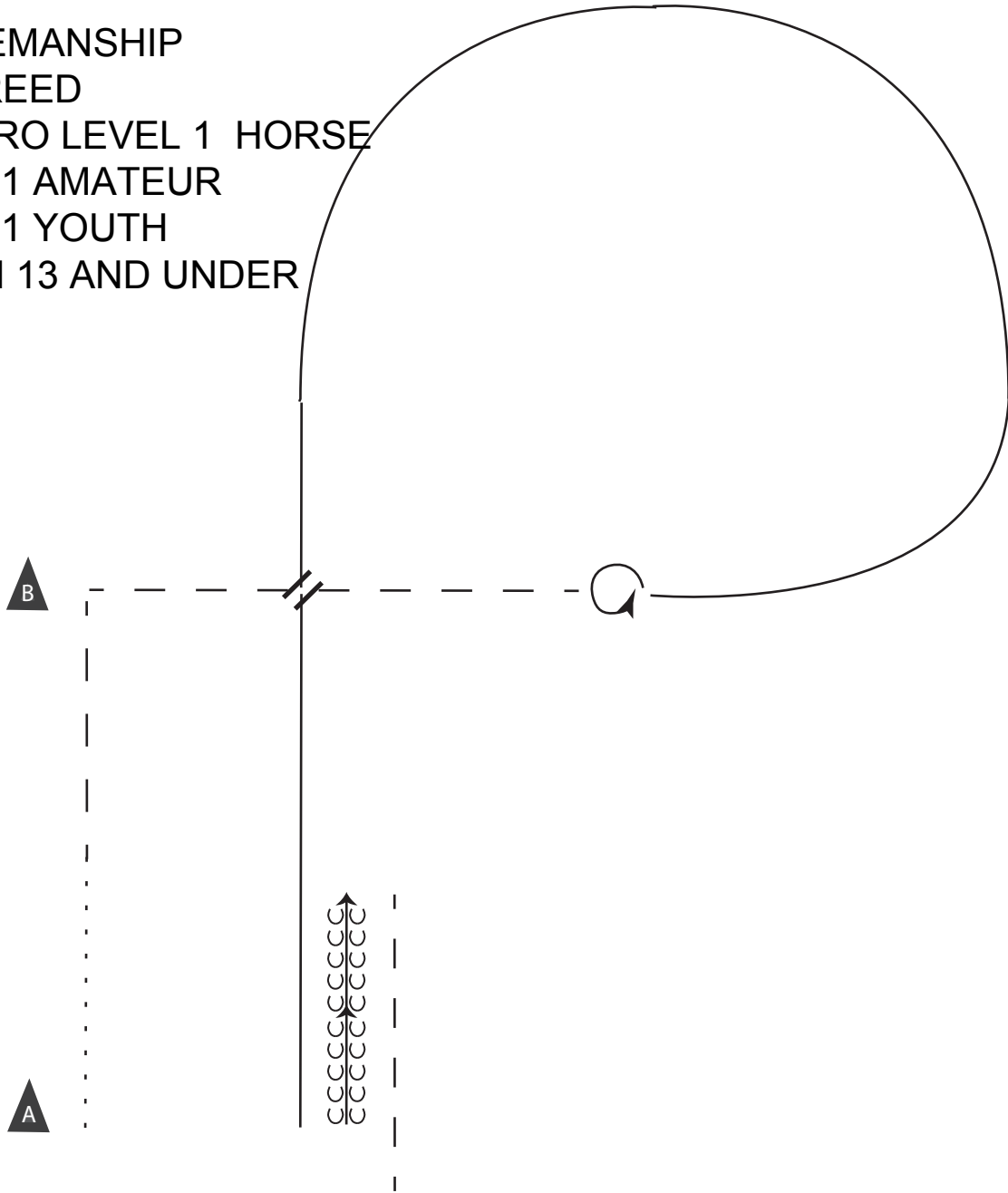
Pattern Complete



ILLINOIS STATE FAIR WESTERN HORSE SHOW

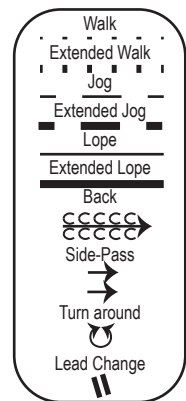
TUESDAY JUNE 30

HORSEMANSHIP
ALL BREED
NON PRO LEVEL 1 HORSE
LEVEL 1 AMATEUR
LEVEL 1 YOUTH
YOUTH 13 AND UNDER



1. Start at cone A, walk half way to cone B
2. Jog to cone B, square corner, jog, stop (as shown)
3. 360* turn left
4. Lope left lead until even with cone B
5. Change leads (either simple or flying)
6. Lope right lead until even with cone A, stop
7. Back horse length or more
8. Jog past cone A


Pattern Complete



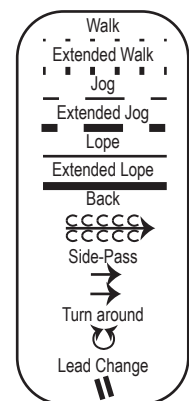
ILLINOIS STATE FAIR WESTERN HORSE SHOW

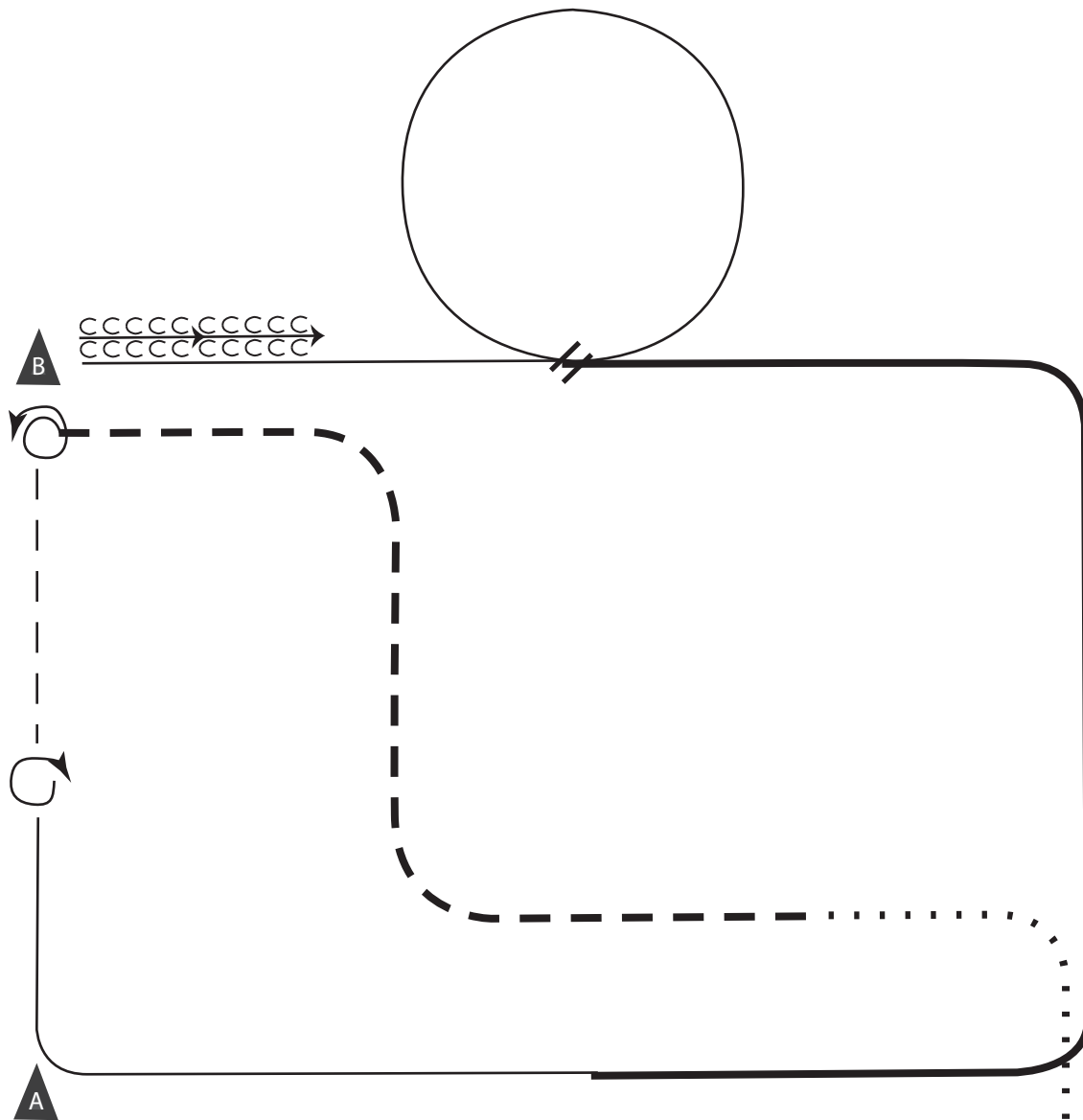
TUESDAY JUNE 30

HORSEMANSHIP
ALL WALK TROT
EWD



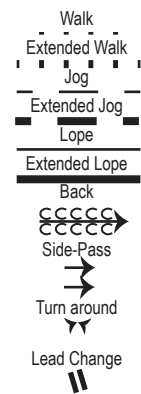
1. Start at cone A, walk half way to cone B
 2. Jog to cone B, square corner, jog, stop (as shown)
 3. 270* turn left
 4. Extended jog until even with cone A, stop
 5. Back horse length or more
 6. Jog past cone A
- Pattern Complete**



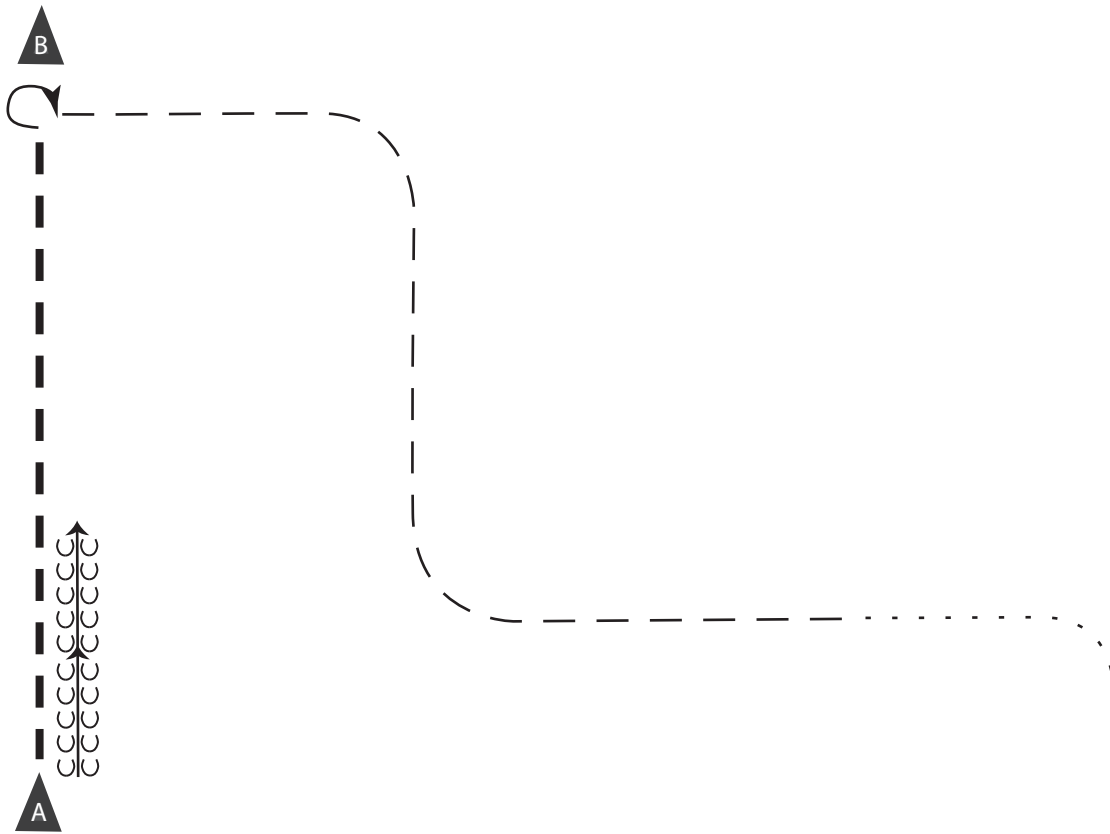


1. Start across from cone A, extended walk (as shown)
2. Extended jog to cone B (as shown)
3. 450* turn left
4. Jog half way to cone A
5. 360* turn right
6. Lope left lead (as shown)
7. Extended lope left lead (as shown). Collect
8. Change leads (either simple or flying)
9. Lope right lead in a circle, continue to cone B
10. Stop, back horse length or more

Pattern Complete

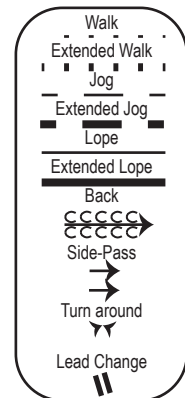


COPYRIGHT 202

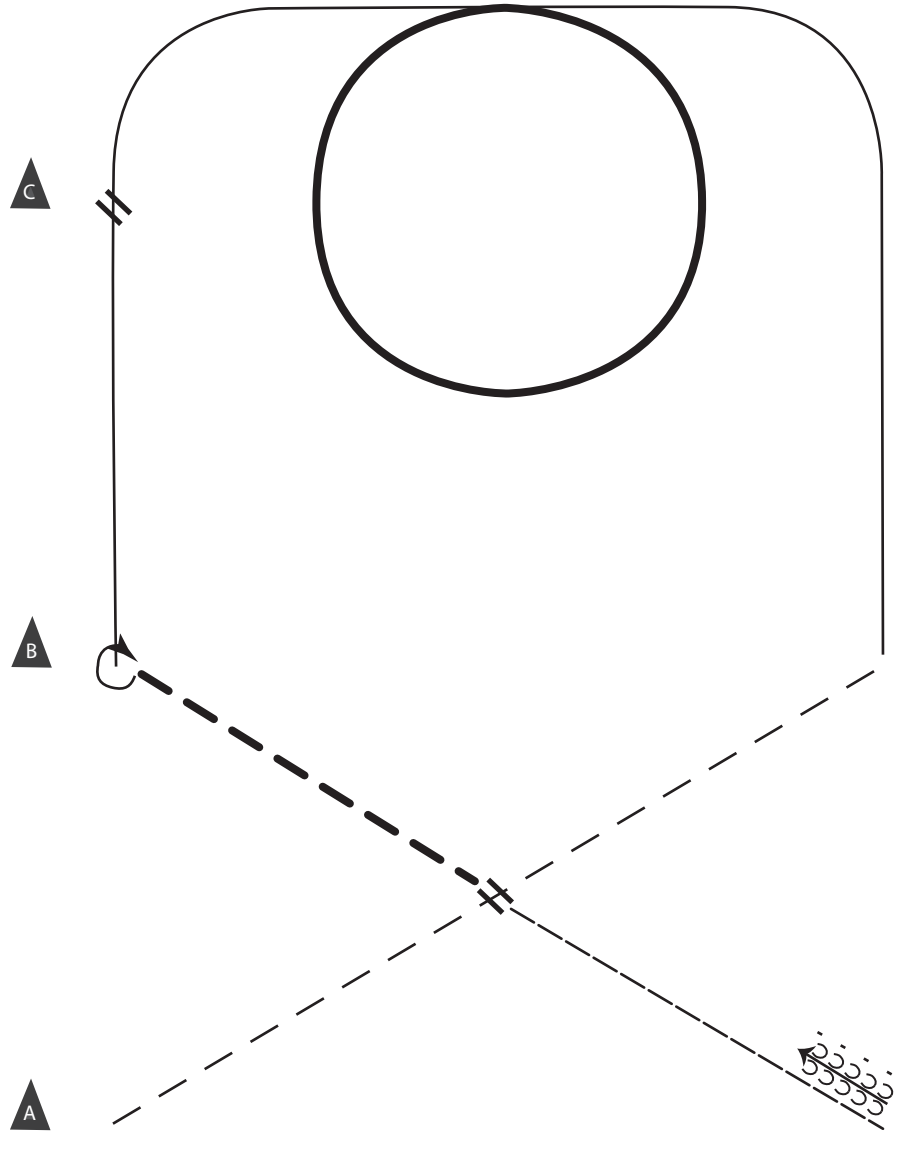


1. Start across from cone A, extended walk (as shown)
2. Extended jog to cone B (as shown)
3. 270* turn right
4. Extended jog to cone A
5. Stop, back horse length or more

Pattern Complete

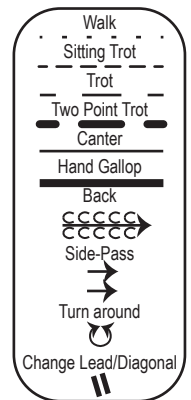


ILLINOIS STATE FAIR WESTERN HORSE SHOW JUNE 29
 EQUITATION AMATEUR, AMATEUR SELECT, YOUTH 14-18



1. Start at cone A, posting trot left diagonal
2. Change diagonal, posting trot right diagonal
3. Canter left lead (as shown)
4. Hand gallop circle on left lead, collect left lead as shown
5. Change leads (either simple or flying)
6. Canter right lead (as shown)
7. Halt, perform a 7/8 forehand turn right
8. Two point trot (as shown)
9. Sitting trot as shown
10. Halt, back horse length, walk away

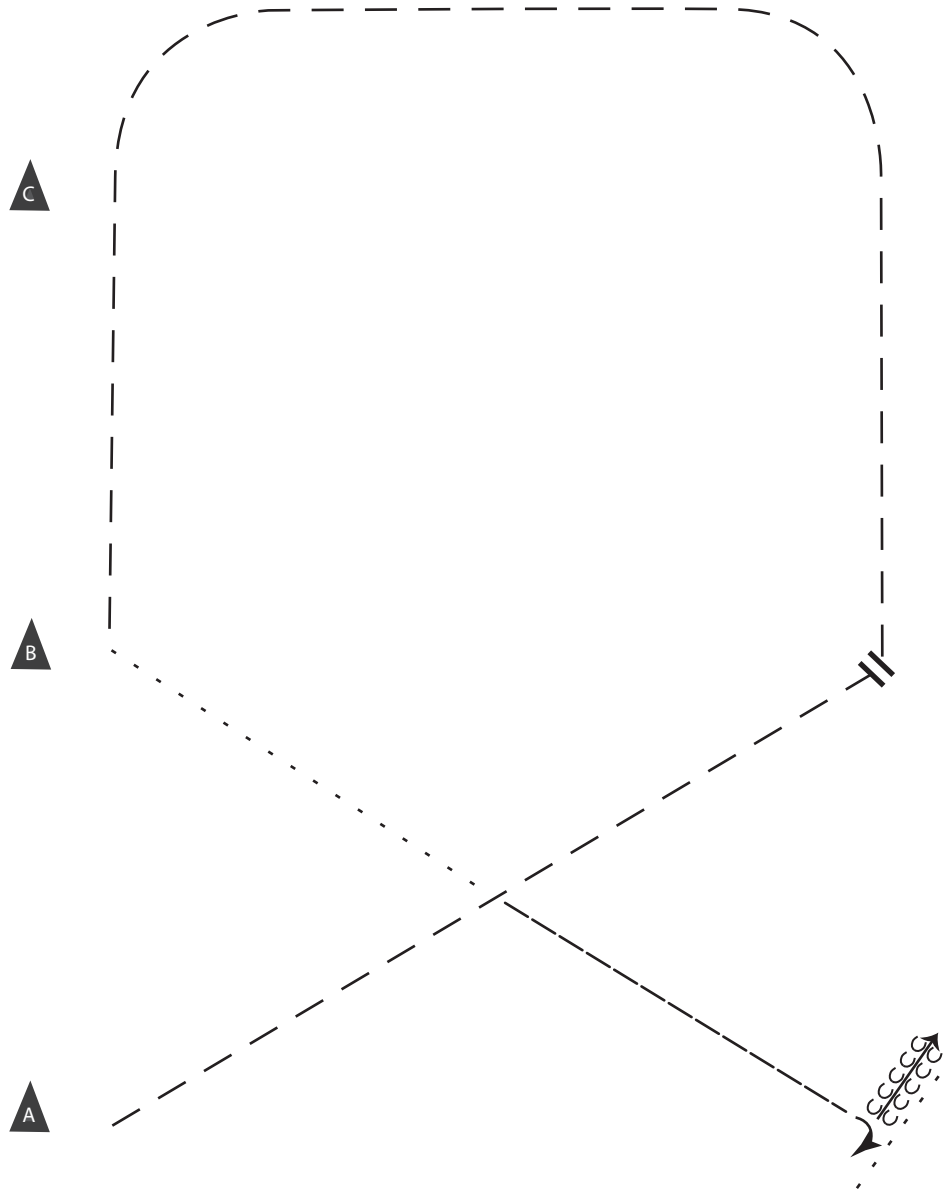
Pattern Complete



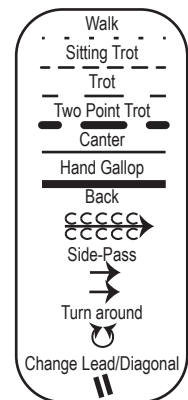
Level 1 Horse Hunt Seat Equ / Amateur Level 1 / Youth 18 & Under Level 1 / Youth 13 & Under

Patty Campbell
 COPYRIGHT 2026

ILLINOIS STATE FAIR WESTERN HORSE SHOW JUNE 29
 EQUITATION ALL WALK TROT, SMALL FRY, EWD



1. Start at cone A, posting trot left diagonal
 2. Change diagonal
 4. Posting trot right diagonal (as shown)
 5. Walk (as shown)
 6. Sitting trot (as shown)
 7. Halt, perform a 1/4 forehand turn right
 8. Back horse length
 9. Walk away
- Pattern Complete**

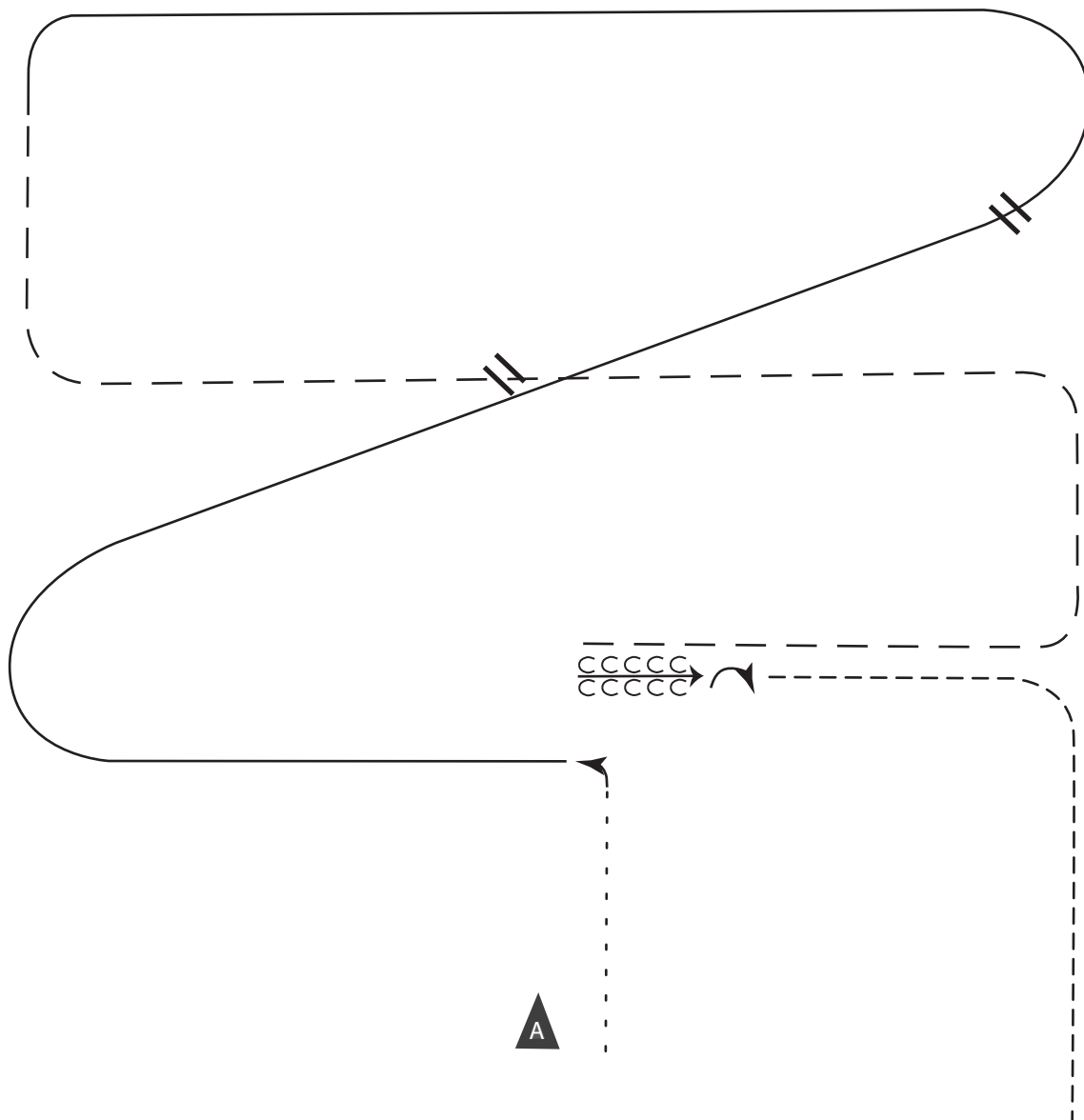


ILLINOIS STATE FAIR WESTERN HORSE SHOW

WEDNESDAY JULY 1

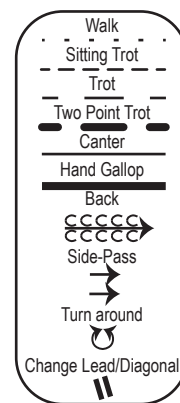
EQUITATION

ALL BREED, NON PRO LEVEL 1 HORSE, LEVEL 1 AMATEUR,
LEVEL 1 YOUTH, YOUTH 13 AND UNDER



1. Start at cone A, walk two horse lengths
2. Halt, perform a 90* forehand turn left
3. Canter right lead (as shown)
4. Change leads (simple)
5. Canter left lead (as shown)
6. Transition to posting trot right diagonal
7. Change diagonal, posting trot left diagonal
8. Halt, back horse length, 180* forehand turn right
9. Sitting trot past cone A

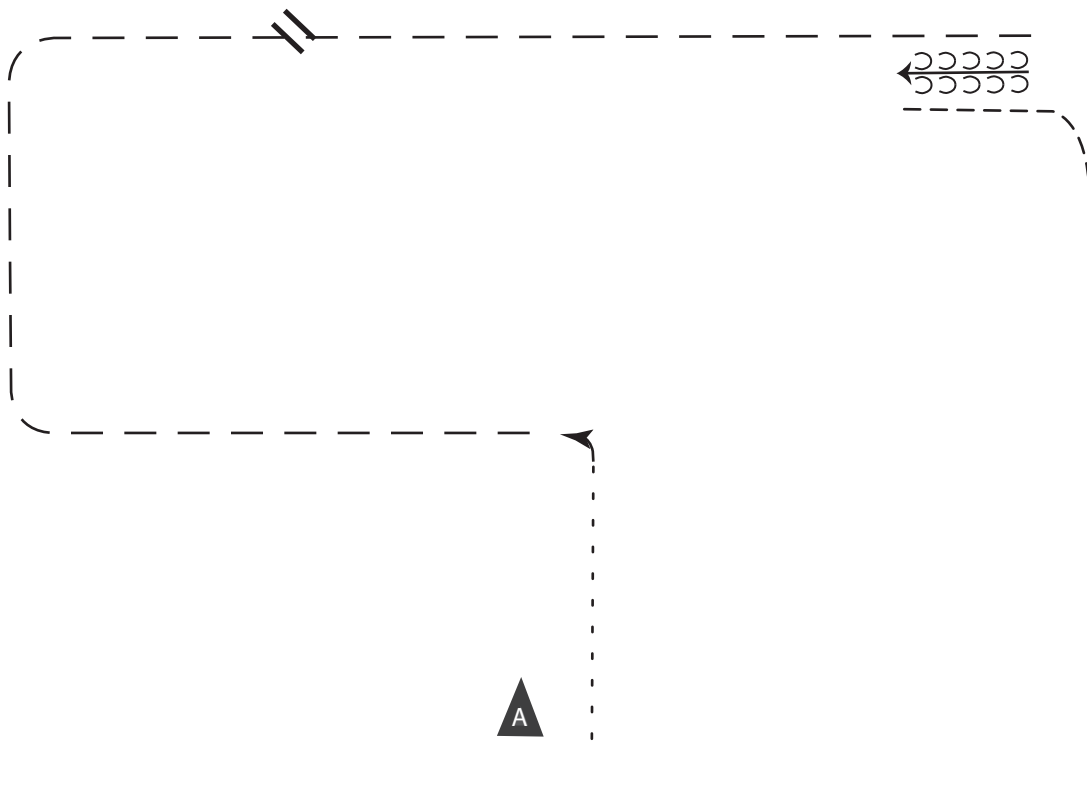
Pattern Complete



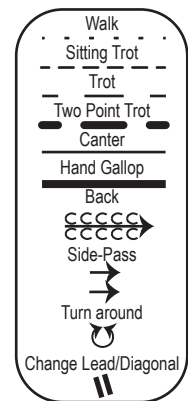
ILLINOIS STATE FAIR WESTERN HORSE SHOW

WEDNESDAY JULY 1

EQUITATION
ALL WALK TROT
EWD



1. Start at cone A, walk two horse lengths
 2. Halt, perform a 90* forehand turn left
 3. Posting trot left diagonal
 4. Change diagonal
 5. Posting trot right diagonal
 6. Halt, back horse length
 7. Sitting trot past cone A
- Pattern Complete**



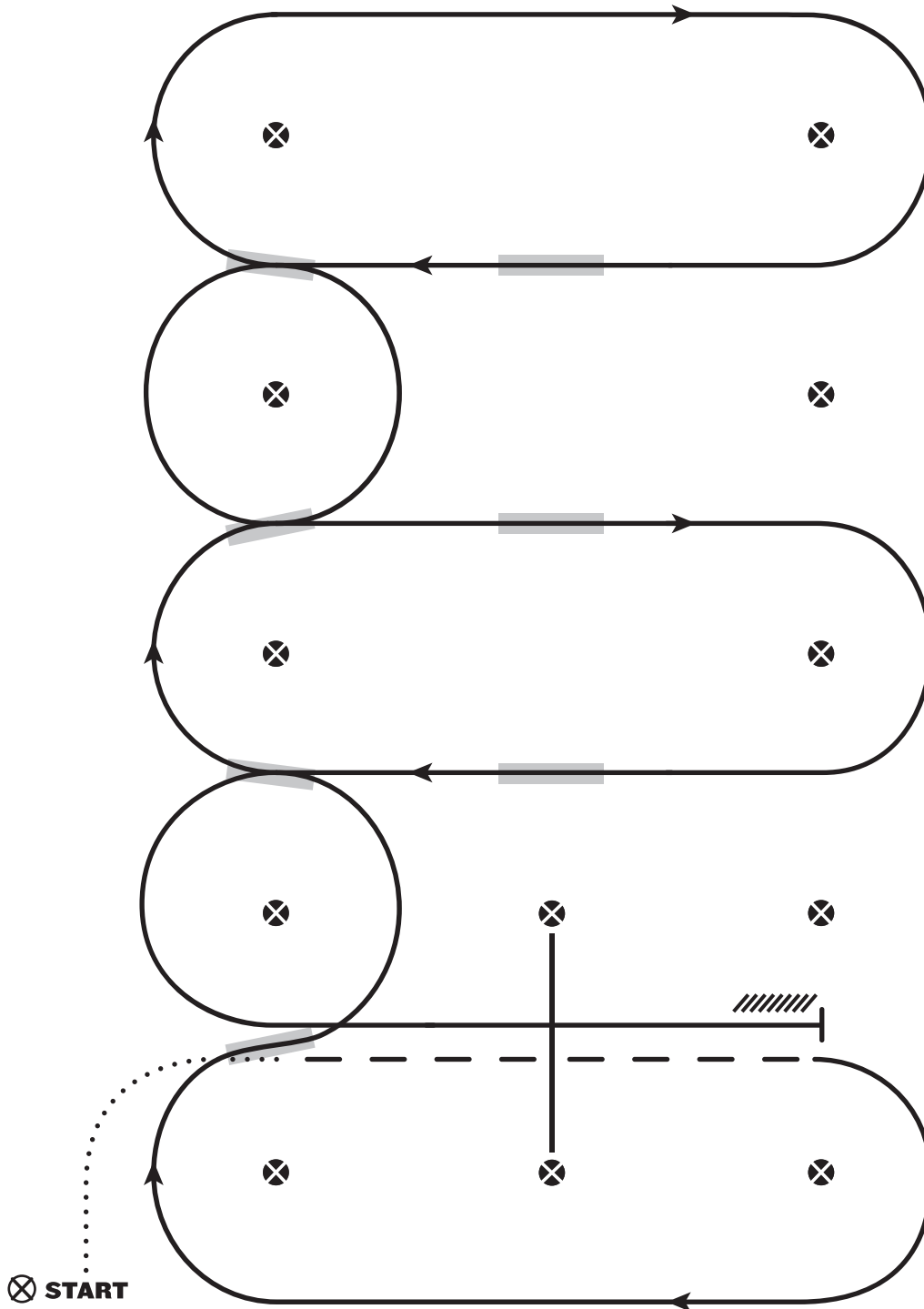
WESTERN RIDING - PATTERN 4

LEGEND

.....	Walk
- - -	Jog
————	Lope
///////	Back
■	Lead Changing Area

JUNE 29

OPEN
AMATEUR
YOUTH



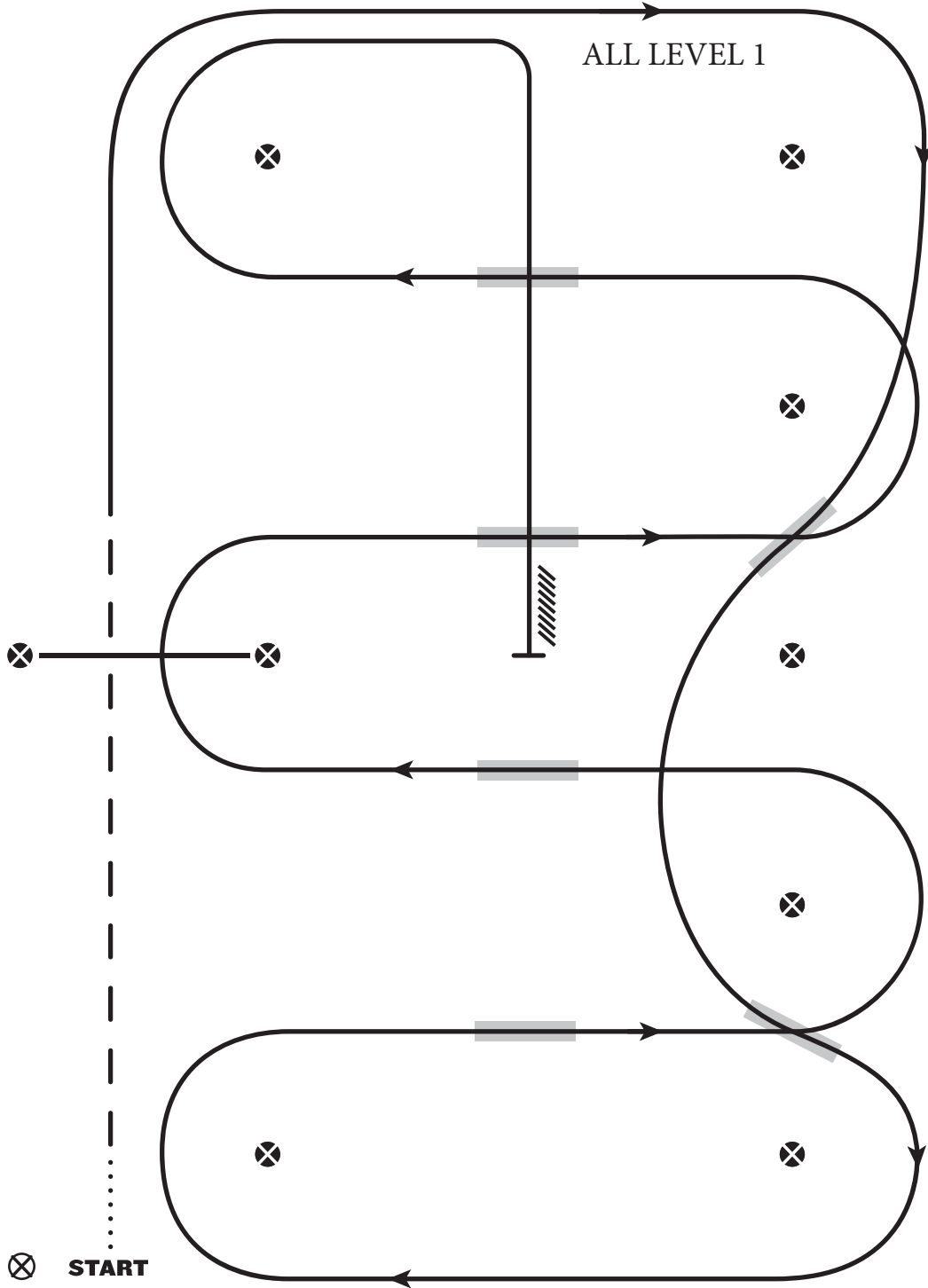
1. Walk at least 15 feet from start cone to the first marker, as drawn, transition to jog, jog over log.
2. Transition to the lope right lead
3. First line change
4. Second line change
5. Third line change
6. Fourth line change
7. First crossing change
8. Second crossing change
9. Third crossing change
10. Lope over log
11. Lope, stop & back

ILLINOIS STATE FAIR
WESTERN HORSE SHOW

LEVEL 1 PATTERN 6 WESTERN RIDING
WEDNESDAY JULY 1

LEGEND

.....	Walk
- - -	Jog
————	Lope
//////	Back
■	Lead Changing Area



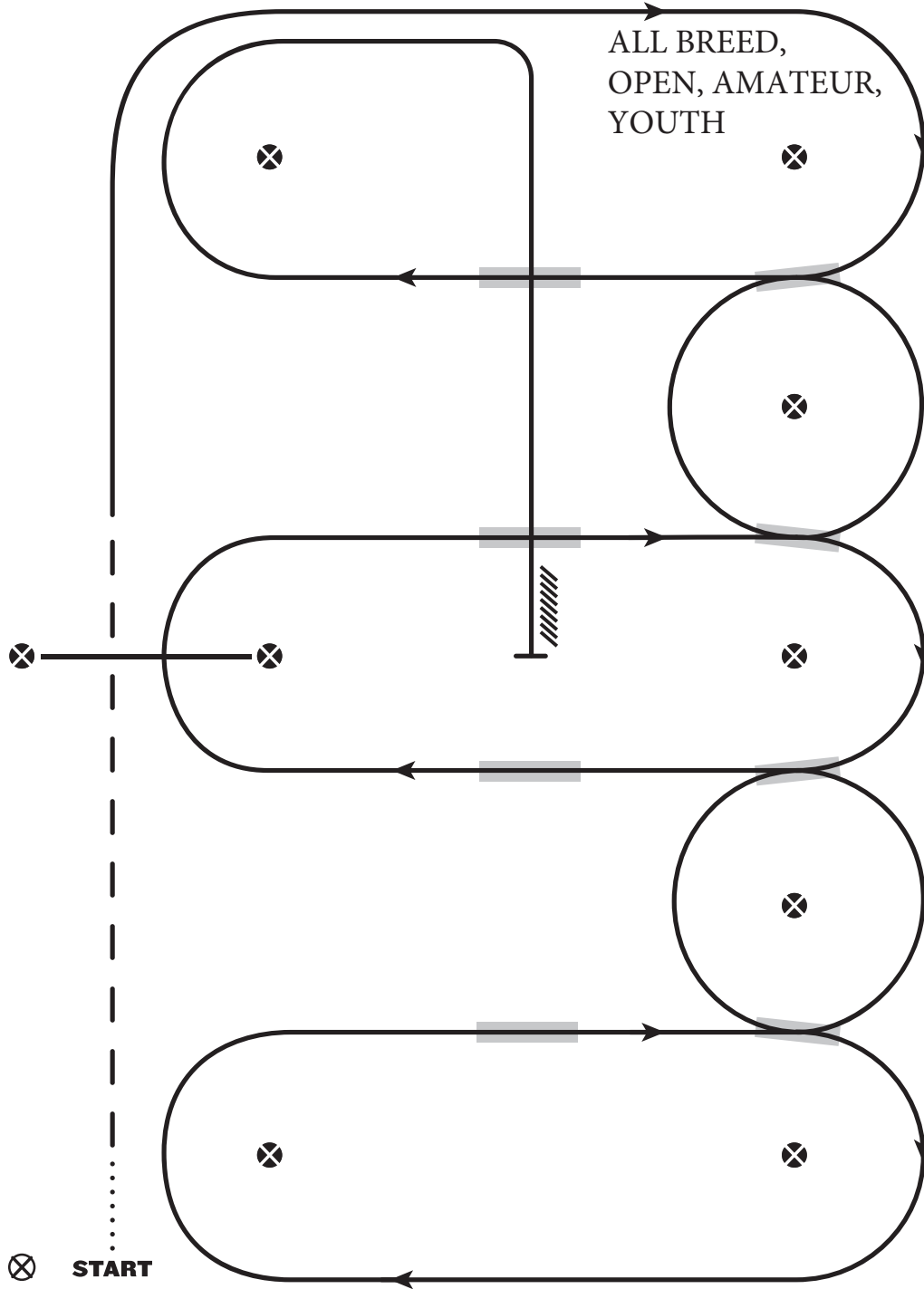
1. Walk at least 15 feet from start cone to the first marker, transition to jog, jog over log.
2. Transition to the lope right lead & lope around end
3. First line change
4. Second line change, lope around the end of arena
5. First crossing change
6. Second crossing change
7. Lope over log
8. Third crossing change
9. Fourth crossing change
10. Lope up the center, stop & back

ILLINOIS STATE FAIR
WESTERN HORSE SHOW

PATTERN 6 WESTERN RIDING
WEDNESDAY JULY 1

LEGEND

.....	Walk
- - -	Jog
—	Lope
////	Back
■	Lead Changing Area



1. Walk at least 15 feet from start cone to the first marker, transition to jog, jog over log
2. Transition to the lope right lead & lope around end
3. First line change
4. Second line change
5. Third line change
6. Fourth line change lope around the end of arena
7. First crossing change
8. Second crossing change
9. Lope over log
10. Third crossing change
11. Fourth crossing change
12. Lope up the center, stop & back